

UPS Internet Shipping: View/Print Label

1. **Ensure there are no other shipping or tracking labels attached to your package.**
2. **Fold the printed label at the solid line below.** Place the label in a UPS Shipping Pouch. If you do not have a pouch, affix the folded label using clear plastic shipping tape over the entire label.
3. **GETTING YOUR SHIPMENT TO UPS**
Customers with a Daily Pickup
Your driver will pickup your shipment(s) as usual.

Customers without a Daily Pickup




Schedule a same day or future day Pickup to have a UPS driver pickup all of your Internet Shipping packages.

Hand the package to any UPS driver in your area.

Take your package to any location of The UPS Store®, UPS Access Point(TM) location, UPS Drop Box, UPS Customer Center, Staples® or Authorized Shipping Outlet near you. Items sent via UPS Return Services(SM) (including via Ground) are also accepted at Drop Boxes.

To find the location nearest you, please visit the 'Find Locations' Quick link at ups.com.

FOLD HERE

<p>CHUCK WHITEFIELD SLIM CHICKENS 635 SKYLAND BLVD TUSCALOOSA AL 35405</p>	<p>4 LBS RS DWT: 16,10,10</p>	<p>1 OF 1</p>
<p>SHIP TO: DARPRO STORAGE SOLUTIONS, LLC 567-233-3190 DARPRO STORAGE SOLUTIONS, LLC 1089 COUNTY RD 26 MARENGO OH 43334</p>	<p>OH 433 0-10</p> 	
<p>UPS GROUND</p>		
<p>TRACKING #: 1Z W96 6E0 90 3451 3022</p> 		
<p>BILLING: P/P DESC: Level Sensor RETURN SERVICE</p>		
<p>Reference#1: RMA 100608</p>		
<p>UIS 22.0.18. WINTNV50 33.0A 08/2021*</p>		
