

# View/Print Label

1. **Ensure there are no other shipping or tracking labels attached to your package.** Select the Print button on the print dialogue box that appears. Note: If your browser does not support this function, select Print from the File menu to print the label.

2. **Fold the printed label at the solid line below.** Place the label in a UPS Shipping Pouch. If you do not have a pouch, affix the folded label using clear plastic shipping tape over the entire label.

### 3. GETTING YOUR SHIPMENT TO UPS

#### Customers with a scheduled Pickup

- Your driver will pickup your shipment(s) as usual.

#### Customers without a scheduled Pickup





- Schedule a Pickup on [ups.com](https://www.ups.com) to have a UPS driver pickup all of your packages.
- Take your package to any location of The UPS Store®, UPS Access Point(TM) location, UPS Drop Box, UPS Customer Center, Staples® or Authorized Shipping Outlet near you. To find the location nearest you, please visit the 'Locations' Quick link at [ups.com](https://www.ups.com).

UPS Access Point™  
CVS STORE # 5396  
4890 BARKSDALE BLVD  
BOSSIER CITY LA 71112-4566

UPS Access Point™  
ADVANCE AUTO PARTS STORE 9764  
4926 BARKSDALE BLVD  
BOSSIER CITY LA 71112-4555

UPS Access Point™  
ADVANCE AUTO PARTS STORE 5694  
2430 BARKSDALE BLVD  
BOSSIER CITY LA 71112-3246

FOLD HERE

<p>1 OF 1</p> <p>3 LBS</p> <p>SHIP TO: RMA #42570 MADISON CO. 27 BUSINESS PARK DRIVE BRANFORD CT 06405</p> <p>JOE LANGLEY 1704 BRADLEY ST BOSSIER CITY LA 71112</p>	<p>CT 065 2-01</p>  	<p><b>UPS GROUND</b></p> <p>TRACKING #: 1Z W96 6E0 03 9108 9851</p> 	<p>BILLING: F/C BILL RECEIVER</p> <p>Reference #1: RMA #42570</p>  <p>XOL 21.07.05    NV45 31.0A 07/2021*</p>
---	--	--	--