

**UPS Internet Shipping: View/Print Label**

1. **Ensure there are no other shipping or tracking labels attached to your package.**
2. **Fold the printed label at the solid line below.** Place the label in a UPS Shipping Pouch. If you do not have a pouch, affix the folded label using clear plastic shipping tape over the entire label.
3. **GETTING YOUR SHIPMENT TO UPS**  
**Customers with a Daily Pickup**  
Your driver will pickup your shipment(s) as usual.

**Customers without a Daily Pickup**




Schedule a same day or future day Pickup to have a UPS driver pickup all of your Internet Shipping packages.

Hand the package to any UPS driver in your area.

Take your package to any location of The UPS Store®, UPS Access Point(TM) location, UPS Drop Box, UPS Customer Center, Staples® or Authorized Shipping Outlet near you. Items sent via UPS Return Services(SM) (including via Ground) are also accepted at Drop Boxes.

To find the location nearest you, please visit the 'Find Locations' Quick link at ups.com.

FOLD HERE

<p><b>1 OF 1</b></p> <p><b>40 LBS</b></p> <p><b>RS</b></p> <p><b>SHIP TO:</b> DARPRO STORAGE SOLUTIONS, LLC (419) 718-4138 DARPRO STORAGE SOLUTIONS, LLC 1089 COUNTY RD 26 <b>MARENGO OH 43334</b></p>	<p><b>OH 433 0-10</b></p> 	<p><b>UPS GROUND</b></p> <p>TRACKING #: 1Z W96 6E0 90 2315 7554</p> 	<p><b>BILLING: P/P</b> <b>DESC: PUMP STATION</b> <b>RETURN SERVICE</b></p> <p>Reference#1: RMA #100603 Reference#2: NO LONGER NEEDED <small>US 22.0.1.3. WNTNV50 45.0A 04/2021*</small></p> 
--	---	---	---