





# View/Print Label

1. **Ensure there are no other shipping or tracking labels attached to your package.** Select the Print button on the print dialogue box that appears. Note: If your browser does not support this function, select Print from the File menu to print the label.
2. **Fold the printed label at the solid line below.** Place the label in a UPS Shipping Pouch. If you do not have a pouch, affix the folded label using clear plastic shipping tape over the entire label.
3. **GETTING YOUR SHIPMENT TO UPS**
  - Customers with a scheduled Pickup**
    - o Your driver will pickup your shipment(s) as usual.
  - Customers without a scheduled Pickup**
    - o Schedule a Pickup on ups.com to have a UPS driver pickup all of your packages.
    - o Take your package to any location of The UPS Store®, UPS Access Point(TM) location, UPS Drop Box, UPS Customer Center, Staples® or Authorized Shipping Outlet near you. To find the location nearest you, please visit the 'Locations' Quick link at ups.com.

UPS Access Point™	UPS Access Point™	UPS Access Point™
ADVANCE AUTO PARTS STORE 2800	ADVANCE AUTO PARTS STORE 2672	CVS STORE # 5802
4345 INDIAN RIVER RD	6541 AUBURN DR	6099 INDIAN RIVER RD
CHESAPEAKE VA 23325-3115	VIRGINIA BEACH VA 23464-3606	VIRGINIA BEACH VA 23464-3813

FOLD HERE

<b>39 LBS</b> <b>1 OF 1</b> <b>SHIP TO:</b> DARPRO STORAGE SOLUTIONS, LLC (419) 718-4138 DARPRO STORAGE SOLUTIONS, LLC 1089 COUNTY RD 26 <b>MARENGO OH 43334</b>	 <b>OH 433 0-10</b> 	<b>UPS GROUND</b> TRACKING #: 1Z W96 6E0 03 9178 5705 	<b>BILLING: P/P</b>  Reference #1: RMA 100591 Reference #2: HEAT TRACE CONTROLLER <small>XOL2612.11 NUB 35.0A 11/2020*</small>
---	---	--	---