

View/Print Label

1. **Ensure there are no other shipping or tracking labels attached to your package.** Select the Print button on the print dialogue box that appears. Note: If your browser does not support this function, select Print from the File menu to print the label.

2. **Fold the printed label at the solid line below.** Place the label in a UPS Shipping Pouch. If you do not have a pouch, affix the folded label using clear plastic shipping tape over the entire label.

3. GETTING YOUR SHIPMENT TO UPS

Customers with a scheduled Pickup

- Your driver will pickup your shipment(s) as usual.

Customers without a scheduled Pickup




- Schedule a Pickup on ups.com to have a UPS driver pickup all of your packages.
- Take your package to any location of The UPS Store®, UPS Access Point(TM) location, UPS Drop Box, UPS Customer Center, Staples® or Authorized Shipping Outlet near you. To find the location nearest you, please visit the 'Locations' Quick link at ups.com.

UPS Access Point™
MICHAELS STORE # 7739
1128 E FORT UNION BLVD
MIDVALE UT 84047-1804

UPS Access Point™
THE UPS STORE
5442 S 900 E
SALT LAKE CITY UT 84117-7204

UPS Access Point™
THE UPS STORE
7103 S REDWOOD RD
WEST JORDAN UT 84084-3422

FOLD HERE

1 OF 1	4 LBS	SHIP TO: MICHAEL LAMONICAS 8211 SOUTH 380 WEST SALT LAKE CITY UT 84107	CHARLOTTE HOWELL 419-253-2119 MARENGO FABRICATED STEEL, INC. P.O. BOX 179 1089 CO RD. 26 MARENGO OH 43334	OH 433 0-10 	UPS GROUND TRACKING #: 1Z Y29 Y55 03 9935 4817		BILLING: P/P	 Reference #1: RMA 100586 XCL20.10.23 NV45 34.0A 10/2020* TM
---------------	--------------	---	--	---	--	---	---------------------	--