

## View/Print Label

1. **Ensure there are no other shipping or tracking labels attached to your package.** Select the Print button on the print dialogue box that appears. Note: If your browser does not support this function, select Print from the File menu to print the label.

2. **Fold the printed label at the solid line below.** Place the label in a UPS Shipping Pouch. If you do not have a pouch, affix the folded label using clear plastic shipping tape over the entire label.

### 3. GETTING YOUR SHIPMENT TO UPS

#### Customers with a scheduled Pickup

- Your driver will pickup your shipment(s) as usual.

#### Customers without a scheduled Pickup





- Schedule a Pickup on [ups.com](http://ups.com) to have a UPS driver pickup all of your packages.
- Take your package to any location of The UPS Store®, UPS Access Point(TM) location, UPS Drop Box, UPS Customer Center, Staples® or Authorized Shipping Outlet near you. To find the location nearest you, please visit the 'Locations' Quick link at [ups.com](http://ups.com).

UPS Access Point™  
THE UPS STORE  
5958 SNOWHILL RD #144  
OOLTEWAH TN

UPS Access Point™  
THE UPS STORE  
2288 GUNBARREL RD  
CHATTANOOGA TN

UPS Access Point™  
MICHAELS STORE # 2876  
2200 HAMILTON PLACE BLVD  
CHATTANOOGA TN

FOLD HERE

<b>ATTN: MANAGER</b> WENDYS 6009 OOLTEWAH GEORGETOWN RD OOLTEWAH TN 37363	<b>4 LBS</b>	<b>1 OF 1</b>
<b>SHIP TO:</b> CHARLOTTE HOWELL 419-253-2119 MARENGO FABRICATED STEEL, INC. P.O. BOX 179 1089 CO RD, 26 MARENGO OH 43334	<b>OH 433 0-10</b> 	
<b>UPS GROUND</b> TRACKING #: 1Z Y29 Y55 03 9238 6297		
<b>BILLING: P/P</b> UPS CARBON NEUTRAL SHIPMENT	Reference #1: RMA 100582 Reference #2: CONTROL PANEL RETURN XOL2808035 NUP310A 07/2020*	TM