

## UNIVERSAL PANEL CONFIGURATION GUIDE

### 17 Panels in 1

Our NEW Universal Panel is backwards compatible with all standard tank types.

Available in 2 form factors, on tank (1500) and remote (2500), pre-wired for all model types.

### On Tank



### Remote



#### STEP 1: Accessing the Configuration Port



Perform configuration prior to installation. With power disconnected, begin by rotating the panel to the bottom side.



Locate the configuration access port cover. Using a flat head screw driver, carefully loosen one edge of the plastic snap-in cover.



Once loose, remove the plastic snap-in cover by hand. Retain the plastic cover, as it should be reinstalled after configuration.

#### STEP 2: Wiring & Configuration


Verify the configuration based on your existing tank type using the charts below!

#### DIP SWITCH ON/OFF

1. Push to Pump Button Momentary/Timer function
2. Enable/Disable Push to Pump Button
3. Enable/Disable Call for Pickup Audible Alarm
4. Enable/Disable Tank Full Audible Alarm

#### TURN DIAL (TIMER CONTROL)

DIP 1 must be off for timer. Adjustment from a minimum of 3 minutes (counter clockwise) to a maximum of 30 minutes (clockwise) run time. The timer can be disabled by the operator at any point by pressing the Push to Pump button while the timer is engaged.



### Model C - Wiring & Configuration


Applies to: 700111 (1500C), 700115 (2500C), 700450 (OD BOSS)




POWER IN




HEAT



PROBE



NOT USED  
KEEP CAPPED



NOT USED  
KEEP CAPPED

## Model H - Wiring & Configuration


Applies to: 700113 (1500H), 700116 (2500H)




POWER IN



HEAT



PROBE



**NOT USED**  
KEEP CAPPED



BALL VALVE

## Model CH - Wiring & Configuration


Applies to: 700183 (1500CH), 700184 (2500CH)



POWER IN



HEAT



PROBE



MOTOR



BALL VALVE

## Model D - Wiring & Configuration


Applies to: 700112 (1500D), 700115 (2500D)




POWER IN




HEAT



PROBE



MOTOR



**NOT USED**  
KEEP CAPPED

### My Account

[My Orders](#)  
[Cart](#)  
[Checkout](#)

### Customer Support

[Warranty Information](#)  
[Returns & Cancellations](#)  
[Contact Us](#)

### Thank you for choosing MFSPARTS.com

MFS is the exclusive manufacturer of a full line of used cooking oil containment systems for Dar Pro Solutions. We are proud to be an Authorized OEM parts supplier of Cleanstar Parts for Dar Pro Solutions and Rothsay.